Terminology for Removable Partial Dentures

أ.م. الاء عزت

Prosthetic: The art and science of applying artificial replacement for missing parts of the human body.

Prosthodontic: The branch of dentistry pertaining to restoration and maintenance of oral function, comfort, appearance and health of patients by the restoration of natural teeth and/or the replacement of missing teeth.

Prosthesis: An artificial replacement of an absent part of the human body by some artificial part ex; an eye, leg or a denture.

Dental Prosthesis: an artificial replacement of one or more teeth and associated structure.

Partial denture: A dental Prosthesis that restores one or more but not all of the natural teeth and/or associated parts and it is supported by teeth and/or mucosa, it may be removable (Removable Partial denture) or fixed (crown and bridge).

- **Types of the partial denture:**

1) Fixed Partial denture (FPD):

A prosthesis that is luted, screwed or mechanically attached to natural teeth, tooth roots and/or dental implants, which act as primary support for the dental prosthesis, and restoring teeth in a partially edentulous arch. It cannot be removed by the patient.

Dental bridge

Dental implant

2) Removable Partial denture (RPD): A partial denture that can be removed from the mouth and replaced by the patient. It is either ***acrylic*** type or ***metallic*** type (chrome cobalt).

Acrylic type **Metallic type (chrome cobalt)**

Abutment: a tooth or a portion of the tooth, or that portion of a dental implant that serves to support and retain the prosthesis.

Abutment

Survey line: a line produced on a cast by a dental surveyor.

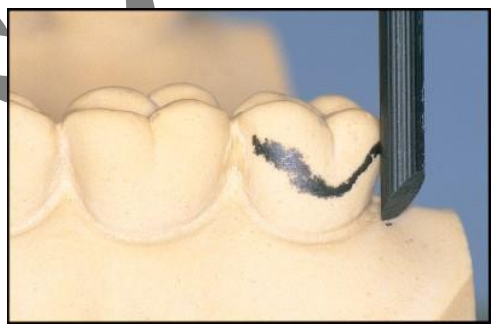

Height of contour: A line encircling a tooth designing it is the greatest circumference at a selected position determined by the dental surveyor.

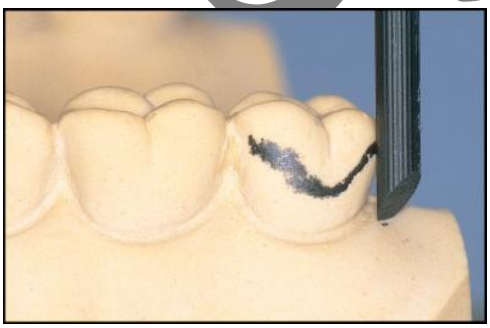

Height of contour

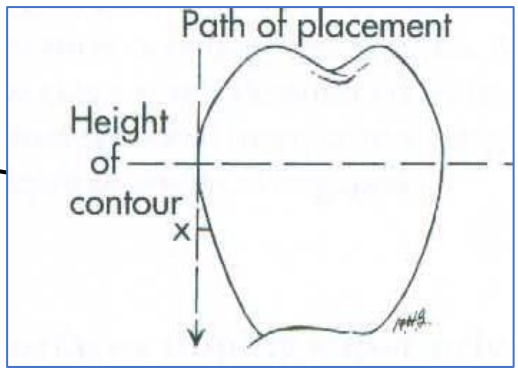

Undercut: is that portion of a tooth that lies between the height of contour and gingival in relationship to the path of placement (insertion). In other oral structures, the height of contour is the portion of a residual ridge or dental arch that prevents the insertion of a dental prosthesis.

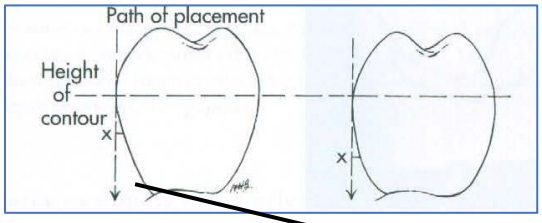

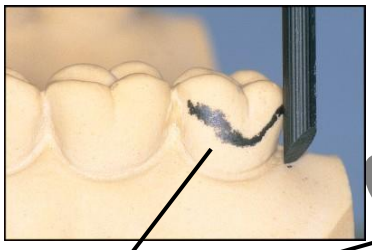

Under cut

Under cuts

could be:

a. Desirable undercut: which is useful in retaining RPD against dislodging forces.

b. Undesirable undercut: other than that, used in retention of the prosthesis. In most cases, undesirable undercuts interfere with insertion and removal of the prosthesis or produce damaging effects on the teeth and underlying structures.

Desirable undercut

Undesirable undercut

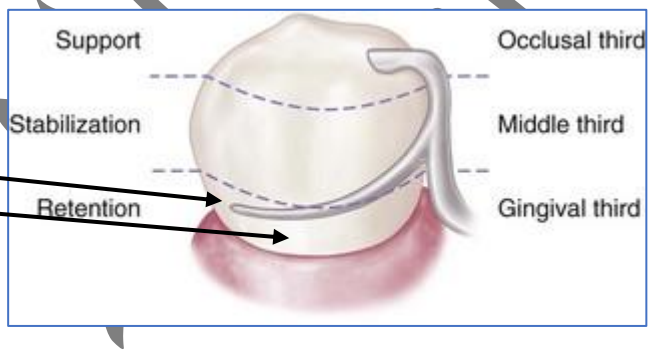

Path of insertion (placement): the specific direction in which a prosthesis is placed on the residual alveolar ridge, abutment teeth, dental implant abutment(s), or attachments.

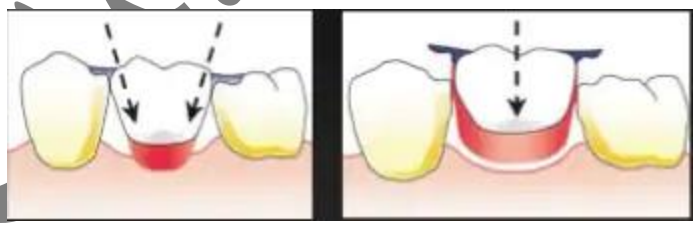

Retainer: any type of device used for the stabilization or retention of the prosthesis.

Tooth borne Removable Partial denture: is the removable partial denture that is bounded by abutment teeth from either side of the edentulous area.

Bounded edentulous area: it is an edentulous area that is bounded and supported by natural teeth at both ends.

Free-end edentulous area: it is an edentulous area that is bounded and supported by natural teeth at one end.

Free-end Extension Removable Partial denture: it is a removable partial denture that one side is bounded by abutment teeth and the other side is free.

Saddle area: the part of a denture that rests on the foundation tissue, and to which teeth are attached (it is either free or bounded).

Basal seat or denture foundation area: the oral anatomy available to support a denture.

Purpose of Removable Partial denture:

1. Restore esthetic
2. Improve masticator efficiency.
3. Improve speech
4. Prevent undesirable tooth movement
5. Improve distribution of occlusal load

Indication for Removable Partial denture:

1. Distal extension (free end extension).
2. After recent extraction
3. Long bounded edentulous span
4. Excessive loss of residual ridge
5. Young patients; under the age of 18 years old are a contraindication for a fixed partial denture.
6. Sound abutment teeth
7. Economic consideration; fixed partial denture is costly and Removable Partial denture is not expensive to the patient

Advantage of Removable Partial denture over fixed partial denture:

1. It can be constructed for any case while fixed partial dentures are confined to a short span.
2. A removable Partial denture is less expensive than a fixed partial denture.
3. More easily cleaned.
4. More easily repaired and can have addition made to it.
5. Not normally involve losses of natural teeth substance while in fixed partial denture we need preparation of sound natural teeth.
6. Removable Partial denture can be used in the case with excessive loss of residual ridge.
7. Removable Partial denture can be used for restoring and closing cleft palate.